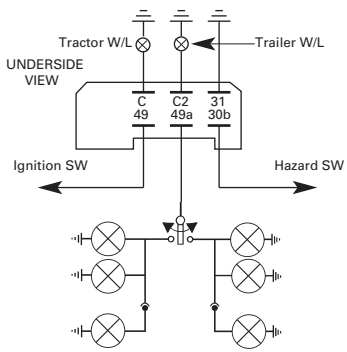


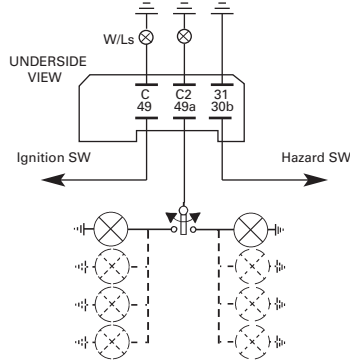
ELECTRONIC FLASHER/HAZARD UNIT
Negative Earth
Part No. 0-744-17

For use on 12 volt negative earth systems using 2+1/6 x 21 watt lamps. Extinguished warning lights (C,C2) indicates a vehicle or trailer flasher lamp failure.



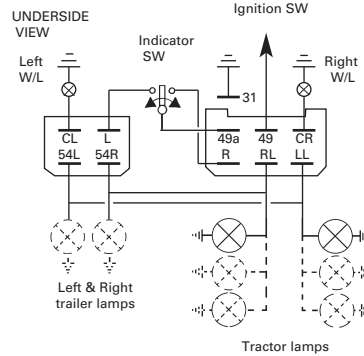
ELECTRONIC FLASHER UNIT
Negative Earth
Part No. 0-744-00

For use on 12 or 24 volt negative earth systems using 1/8 x 21 watt lamps. **Warning!** Lamp failure is NOT monitored or indicated by the warning lights.



ELECTRONIC FLASHER/HAZARD UNIT
Negative Earth
Part No. 0-744-34

For use on 12 or 24 volt negative earth systems using 1 to 8 x 21 watt lamps. **Warning!** Lamp failure is NOT monitored or indicated by the warning lights.



FLASHER UNITS
WIRING DIAGRAMS AND OPERATING

INSTRUCTIONS
WARNING!

The voltage and wattage rating of the lamps must be in accordance with the specification.

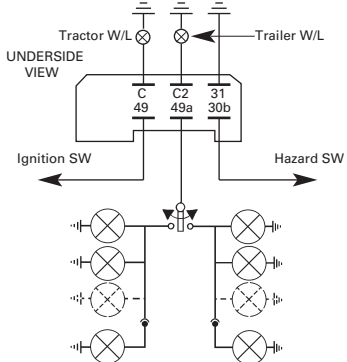
Check terminal arrangements are correct and connections are firm and clean.

Check for faults in vehicle circuits before fitting new units

This unit has been carefully manufactured and tested. In the unlikely event of it proving defective, kindly return it to us through your supplier. We regret we cannot accept any responsibility if the unit has been opened or misused in any way.

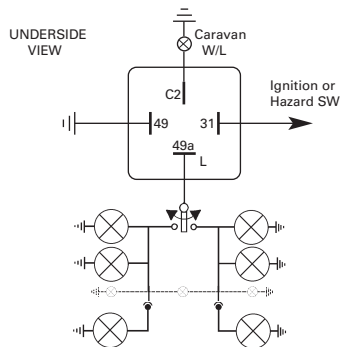
ELECTRONIC FLASHER/HAZARD UNIT
Negative Earth
Part No. 0-744-44
Part No. 0-744-54

For use on 24 volt negative earth systems using 2+1/6 x 21 watt lamps for 0-744-44, and 3+1/8 x 21 watt lamps for 0-744-54. Extinguished warning lights (C,C2) indicates a vehicle or trailer flasher lamp failure.



ELECTRONIC CARAVAN FLASHER/HAZARD UNIT
Negative Earth
Part No. 0-744-62
Part No. 0-744-63 (C2 on top)

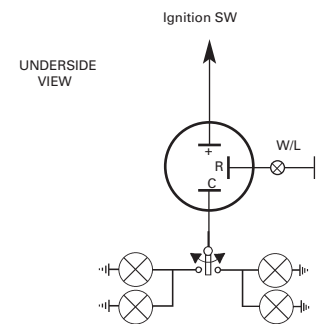
For use on 12 volt negative earth systems using 2+1/6 x 21 watt lamps, with or without side repeater lamps. Fast flashing of the warning light indicates a vehicle flasher lamp failure and an extinguished C2 warning light indicates caravan lamp failure.



0-744-00 Leaf1

ELECTRONIC FLASHER UNIT
Part No. 0-606-00

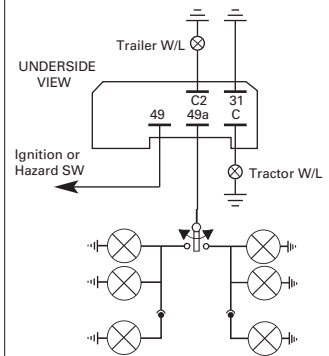
For use on 12 volt systems using 2/4 x 21+5 watt lamps. Lamp failure indicated by extinguished warning light.



WWW.DURITE.CO.UK

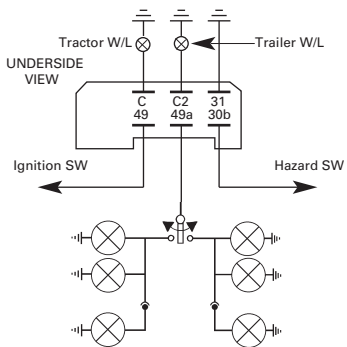
ELECTRONIC FLASHER/HAZARD UNIT
Negative Earth
Part No. 0-744-46

For use on 24 volt negative earth systems using 2+1/6 x 21 watt lamps. Extinguished warning lights (C,C2) indicates a vehicle or trailer flasher lamp failure.



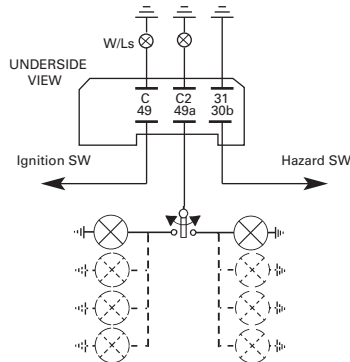
ELECTRONIC FLASHER/HAZARD UNIT
Negative Earth
Part No. 0-744-17

For use on 12 volt negative earth systems using 2+1/6 x 21 watt lamps. Extinguished warning lights (C,C2) indicates a vehicle or trailer flasher lamp failure.



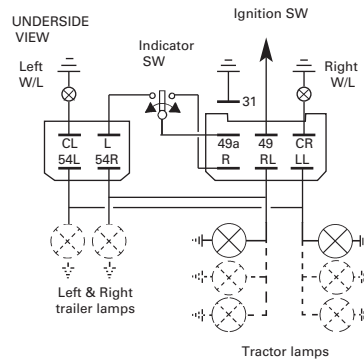
ELECTRONIC FLASHER UNIT
Negative Earth
Part No. 0-744-00

For use on 12 or 24 volt negative earth systems using 1/8 x 21 watt lamps. **Warning!** Lamp failure is NOT monitored or indicated by the warning lights.



ELECTRONIC FLASHER/HAZARD UNIT
Negative Earth
Part No. 0-744-34

For use on 12 or 24 volt negative earth systems using 1 to 8 x 21 watt lamps. **Warning!** Lamp failure is NOT monitored or indicated by the warning lights.



FLASHER UNITS
WIRING DIAGRAMS AND OPERATING

INSTRUCTIONS
WARNING!

The voltage and wattage rating of the lamps must be in accordance with the specification.

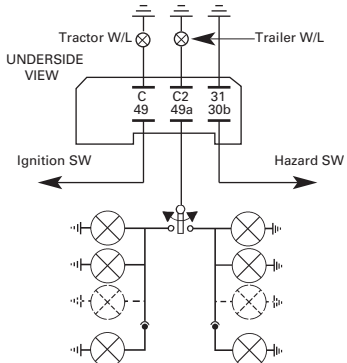
Check terminal arrangements are correct and connections are firm and clean.

Check for faults in vehicle circuits before fitting new units

This unit has been carefully manufactured and tested. In the unlikely event of it proving defective, kindly return it to us through your supplier. We regret we cannot accept any responsibility if the unit has been opened or misused in any way.

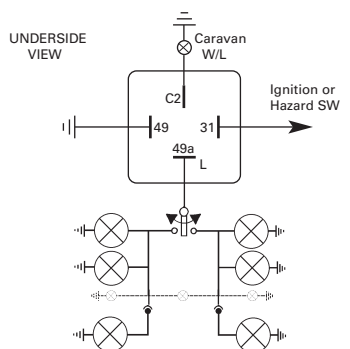
ELECTRONIC FLASHER/HAZARD UNIT
Negative Earth
Part No. 0-744-44
Part No. 0-744-54

For use on 24 volt negative earth systems using 2+1/6 x 21 watt lamps for 0-744-44, and 3+1/8 x 21 watt lamps for 0-744-54. Extinguished warning lights (C,C2) indicates a vehicle or trailer flasher lamp failure.



ELECTRONIC CARAVAN FLASHER/HAZARD UNIT
Negative Earth
Part No. 0-744-62
Part No. 0-744-63 (C2 on top)

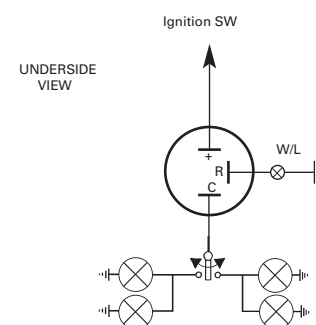
For use on 12 volt negative earth systems using 2+1/6 x 21 watt lamps, with or without side repeater lamps. Fast flashing of the warning light indicates a vehicle flasher lamp failure and an extinguished C2 warning light indicates caravan lamp failure.



0-744-00 Leaf1

ELECTRONIC FLASHER UNIT
Part No. 0-606-00

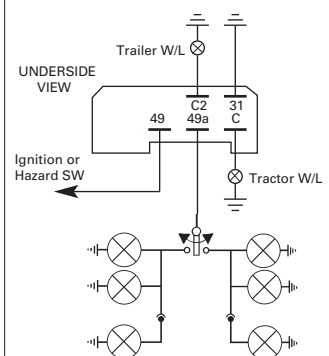
For use on 12 volt systems using 2/4 x 21+5 watt lamps. Lamp failure indicated by extinguished warning light.



WWW.DURITE.CO.UK

ELECTRONIC FLASHER/HAZARD UNIT
Negative Earth
Part No. 0-744-46

For use on 24 volt negative earth systems using 2+1/6 x 21 watt lamps. Extinguished warning lights (C,C2) indicates a vehicle or trailer flasher lamp failure.



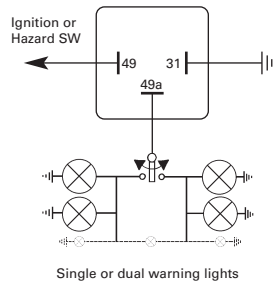
ELECTRONIC FLASHER/HAZARD UNIT

Negative Earth

Part No. 0-744-11, 0-744-12, 0-744-22, 0-744-23
Part No. 0-744-24 (No bulb failure Warning)

For use on negative earth systems using 2/4 x 21 watt lamps, with or without side repeater lamps, incorporating warning light(s) in parallel with vehicle flasher lamps. Fast flashing of the warning light indicates a vehicle flasher lamp failure.

UNDERSIDE VIEW

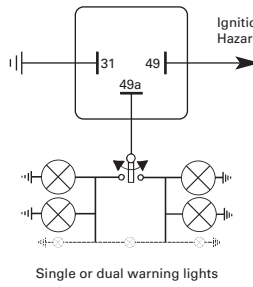
**ELECTRONIC FLASHER/HAZARD UNIT**

Negative Earth

Part No. 0-744-13
Part No. 0-744-18 (C2 on top)

For use on 12 volt negative earth systems using 2/4 x 21 watt lamps, with or without side repeater lamps, incorporating warning light(s) in parallel with vehicle flasher lamps. Fast flashing of the warning light indicates a vehicle flasher lamp failure.

UNDERSIDE VIEW

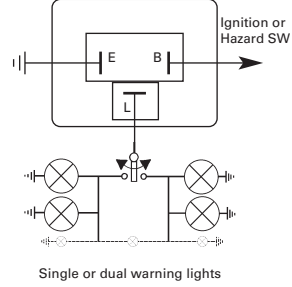
**ELECTRONIC FLASHER/HAZARD UNIT**

Negative Earth

Part No. 0-744-14
Part No. 0-744-15

For use on 12 volt negative earth systems using 2/4 x 21 watt lamps, with or without side repeater lamps, incorporating warning light(s) in parallel with vehicle flasher lamps. Fast flashing of the warning light indicates a vehicle flasher lamp failure.

UNDERSIDE VIEW

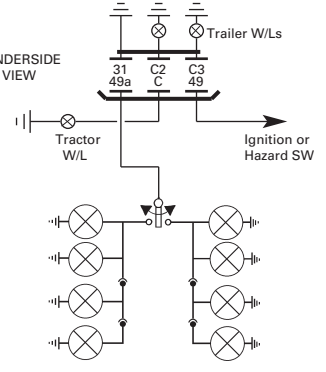
**ELECTRONIC FLASHER/HAZARD UNIT**

Negative Earth

Part No. 0-744-16

For use on 12 volt negative earth systems using 2+1/8 x 21 watt lamps. Extinguished warning lights (C,C2,C3) indicates a vehicle or trailer flasher lamp failure.

UNDERSIDE VIEW

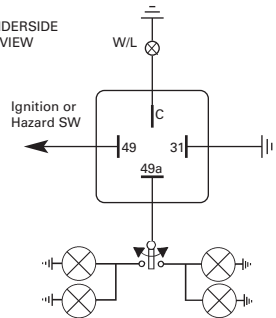
**ELECTRONIC FLASHER/HAZARD UNIT**

Negative Earth

Part No. 0-744-25

For use on 24 volt negative earth systems using 2/4 x 21 watt lamps. Fast flashing of the warning light indicates a vehicle flasher lamp failure.

UNDERSIDE VIEW

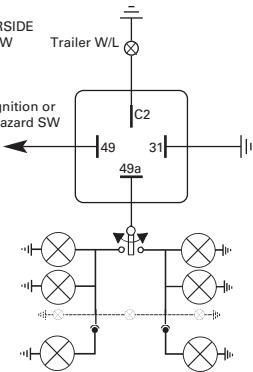
**ELECTRONIC FLASHER/HAZARD UNIT**

Negative Earth

Part No. 0-744-26

For use on 24 volt negative earth systems using 2+1/6 x 21 watt lamps. Fast flashing of the warning light indicates a vehicle flasher lamp failure.

UNDERSIDE VIEW

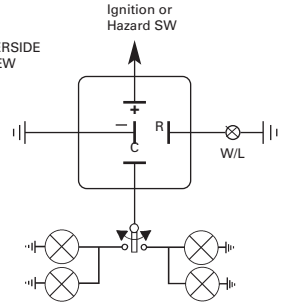
**ELECTRONIC FLASHER/HAZARD UNIT**

Negative Earth

Part No. 0-744-38

For use on 12 volt negative earth systems using 2/4 x 21 watt lamps, with or without side repeater lamps. Fast flashing of the warning light indicates a vehicle flasher lamp failure.

UNDERSIDE VIEW

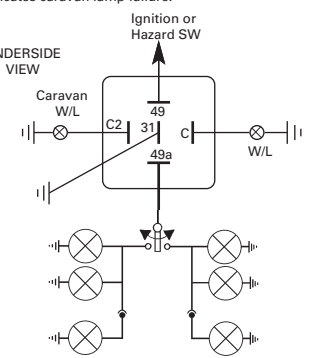
**ELECTRONIC CARAVAN FLASHER/HAZARD UNIT**

Negative Earth

Part No. 0-744-36
Part No. 0-744-37 (C2 on top)

For use on 12 volt negative earth systems using 2+1/6 x 21 watt lamps, with or without side repeater lamps. Fast flashing of the warning light indicates a vehicle flasher lamp failure and an extinguished C2 warning light indicates caravan lamp failure.

UNDERSIDE VIEW

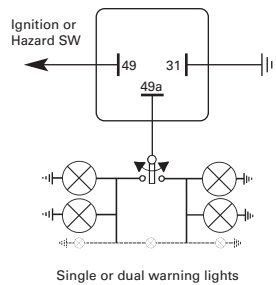
**ELECTRONIC FLASHER/HAZARD UNIT**

Negative Earth

Part No. 0-744-11, 0-744-12, 0-744-22, 0-744-23
Part No. 0-744-24 (No bulb failure Warning)

For use on negative earth systems using 2/4 x 21 watt lamps, with or without side repeater lamps, incorporating warning light(s) in parallel with vehicle flasher lamps. Fast flashing of the warning light indicates a vehicle flasher lamp failure.

UNDERSIDE VIEW

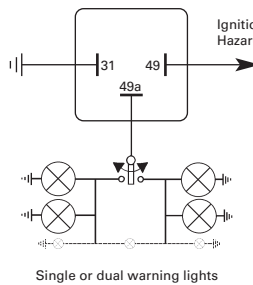
**ELECTRONIC FLASHER/HAZARD UNIT**

Negative Earth

Part No. 0-744-13
Part No. 0-744-18 (C2 on top)

For use on 12 volt negative earth systems using 2/4 x 21 watt lamps, with or without side repeater lamps, incorporating warning light(s) in parallel with vehicle flasher lamps. Fast flashing of the warning light indicates a vehicle flasher lamp failure.

UNDERSIDE VIEW

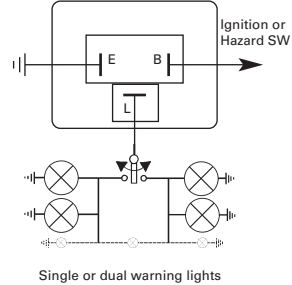
**ELECTRONIC FLASHER/HAZARD UNIT**

Negative Earth

Part No. 0-744-14
Part No. 0-744-15

For use on 12 volt negative earth systems using 2/4 x 21 watt lamps, with or without side repeater lamps, incorporating warning light(s) in parallel with vehicle flasher lamps. Fast flashing of the warning light indicates a vehicle flasher lamp failure.

UNDERSIDE VIEW

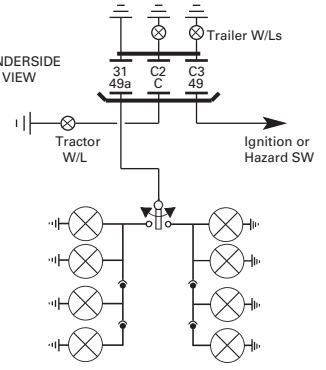
**ELECTRONIC FLASHER/HAZARD UNIT**

Negative Earth

Part No. 0-744-16

For use on 12 volt negative earth systems using 2+1/8 x 21 watt lamps. Extinguished warning lights (C,C2,C3) indicates a vehicle or trailer flasher lamp failure.

UNDERSIDE VIEW

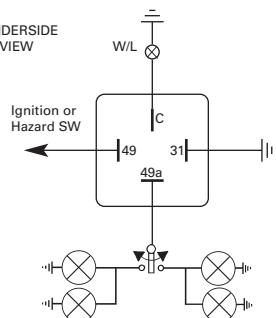
**ELECTRONIC FLASHER/HAZARD UNIT**

Negative Earth

Part No. 0-744-25

For use on 24 volt negative earth systems using 2/4 x 21 watt lamps. Fast flashing of the warning light indicates a vehicle flasher lamp failure.

UNDERSIDE VIEW

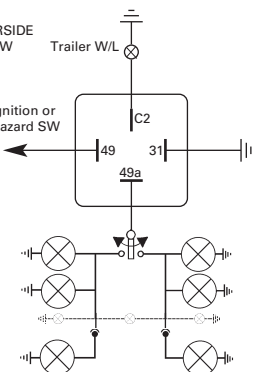
**ELECTRONIC FLASHER/HAZARD UNIT**

Negative Earth

Part No. 0-744-26

For use on 24 volt negative earth systems using 2+1/6 x 21 watt lamps. Fast flashing of the warning light indicates a vehicle flasher lamp failure.

UNDERSIDE VIEW

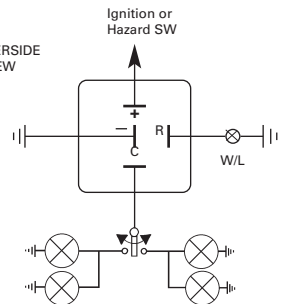
**ELECTRONIC FLASHER/HAZARD UNIT**

Negative Earth

Part No. 0-744-38

For use on 12 volt negative earth systems using 2/4 x 21 watt lamps, with or without side repeater lamps. Fast flashing of the warning light indicates a vehicle flasher lamp failure.

UNDERSIDE VIEW

**ELECTRONIC CARAVAN FLASHER/HAZARD UNIT**

Negative Earth

Part No. 0-744-36
Part No. 0-744-37 (C2 on top)

For use on 12 volt negative earth systems using 2+1/6 x 21 watt lamps, with or without side repeater lamps. Fast flashing of the warning light indicates a vehicle flasher lamp failure and an extinguished C2 warning light indicates caravan lamp failure.

UNDERSIDE VIEW

