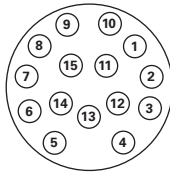




Wiring code for 24 volt 15 pin plugs and sockets
ISO 12098
Part 0-479-16

Pin No.	Function	Colour	Cable
1	Indicator left	Yellow	1.5mm ²
2	Indicator right	Green	1.5mm ²
3	Rear fog light	Blue	1.5mm ²
4	Common return for 1-3 and 5-12	White	2.5mm ²
5	Left tail/side/No. plate lighting	Black	1.5mm ²
6	Right tail/side/No. plate lighting	Brown	1.5mm ²
7	Stop lights	Red	1.5mm ²
8	Reverse light	Pink	1.5mm ²
9	Power Supply (+ 24 volt)	Orange	2.5mm ²
10	Sensor brake pad wear	Grey	1.5mm ²
11	Display for accumulator brake	White/Black	1.5mm ²
12	Axle lifting	White/Blue	1.5mm ²
13	Common return data cable 14/15	White/Red	2.5mm ²
14	Data transmission CAN H	White/Green	1.5mm ²
15	Data transmission CAN L	White/Brown	1.5mm ²



Viewed from front

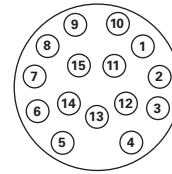
Durite Limited

0-479-16LEAF1



Wiring code for 24 volt 15 pin plugs and sockets
ISO 12098
Part 0-479-16

Pin No.	Function	Colour	Cable
1	Indicator left	Yellow	1.5mm ²
2	Indicator right	Green	1.5mm ²
3	Rear fog light	Blue	1.5mm ²
4	Common return for 1-3 and 5-12	White	2.5mm ²
5	Left tail/side/No. plate lighting	Black	1.5mm ²
6	Right tail/side/No. plate lighting	Brown	1.5mm ²
7	Stop lights	Red	1.5mm ²
8	Reverse light	Pink	1.5mm ²
9	Power Supply (+ 24 volt)	Orange	2.5mm ²
10	Sensor brake pad wear	Grey	1.5mm ²
11	Display for accumulator brake	White/Black	1.5mm ²
12	Axle lifting	White/Blue	1.5mm ²
13	Common return data cable 14/15	White/Red	2.5mm ²
14	Data transmission CAN H	White/Green	1.5mm ²
15	Data transmission CAN L	White/Brown	1.5mm ²



Viewed from front

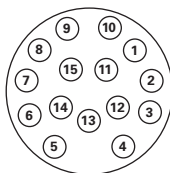
Durite Limited

0-479-16LEAF1



Wiring code for 24 volt 15 pin plugs and sockets
ISO 12098
Part 0-479-16

Pin No.	Function	Colour	Cable
1	Indicator left	Yellow	1.5mm ²
2	Indicator right	Green	1.5mm ²
3	Rear fog light	Blue	1.5mm ²
4	Common return for 1-3 and 5-12	White	2.5mm ²
5	Left tail/side/No. plate lighting	Black	1.5mm ²
6	Right tail/side/No. plate lighting	Brown	1.5mm ²
7	Stop lights	Red	1.5mm ²
8	Reverse light	Pink	1.5mm ²
9	Power Supply (+ 24 volt)	Orange	2.5mm ²
10	Sensor brake pad wear	Grey	1.5mm ²
11	Display for accumulator brake	White/Black	1.5mm ²
12	Axle lifting	White/Blue	1.5mm ²
13	Common return data cable 14/15	White/Red	2.5mm ²
14	Data transmission CAN H	White/Green	1.5mm ²
15	Data transmission CAN L	White/Brown	1.5mm ²



Viewed from front

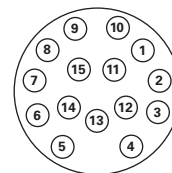
Durite Limited

0-479-16LEAF1



Wiring code for 24 volt 15 pin plugs and sockets
ISO 12098
Part 0-479-16

Pin No.	Function	Colour	Cable
1	Indicator left	Yellow	1.5mm ²
2	Indicator right	Green	1.5mm ²
3	Rear fog light	Blue	1.5mm ²
4	Common return for 1-3 and 5-12	White	2.5mm ²
5	Left tail/side/No. plate lighting	Black	1.5mm ²
6	Right tail/side/No. plate lighting	Brown	1.5mm ²
7	Stop lights	Red	1.5mm ²
8	Reverse light	Pink	1.5mm ²
9	Power Supply (+ 24 volt)	Orange	2.5mm ²
10	Sensor brake pad wear	Grey	1.5mm ²
11	Display for accumulator brake	White/Black	1.5mm ²
12	Axle lifting	White/Blue	1.5mm ²
13	Common return data cable 14/15	White/Red	2.5mm ²
14	Data transmission CAN H	White/Green	1.5mm ²
15	Data transmission CAN L	White/Brown	1.5mm ²



Viewed from front

Durite Limited

0-479-16LEAF1