

# 1

## ***new products***

---




***Tel: +44 (0)1255 555200***

***Fax: +44 (0)1255 555222***







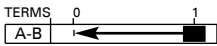

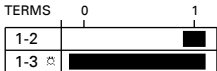

***E-mail: [sales@durite.co.uk](mailto:sales@durite.co.uk)***














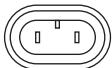


***Web: [www.durite.co.uk](http://www.durite.co.uk)***



Product	Part No	Description	Pack Qty
	0-443-20	LED light bar, 12/24 volt with 32 x 1 watt amber LEDs, rapid flash pattern. Two bolt fixing with 600mm flying lead. l 415 x w 215 x h 110mm. ECE approved.	box 1
	0-443-25	As above with magnetic base, supplied with coiled cable and switched cigarette lighter plug.	box 1
	0-085-50	Commercial rear lamp, universal. 24 volt LED stop/tail/fog/direction indicator/reflex reflector/reverse, pre-wired. l 341 x w 61 x h 132mm. ECE approved.	box 1
	0-086-50	As above with number plate lamp.	box 1
	0-097-74	Current loading ballast for 24v LED indicator lamp.	card 1
	0-300-75	Rear lamp, stop/tail/direction indicator/reflex reflector. 12/24 volt LED. l 291 x w 31 x h 105mm. ECE approved.	box 1
	0-097-62	Current loading ballast for 12v LED indicator lamp.	card 1
	0-097-74	Current loading ballast for 24v LED indicator lamp.	card 1
	0-300-50	Rear lamp, stop/ tail/ direction indicator/reflex reflector. 12/24 volt LED. l 170 x w 33 x h 92mm. ECE approved.	box 1
	0-097-62	Current loading ballast for 12v LED indicator lamp.	card 1
	0-097-74	Current loading ballast for 24v LED indicator lamp.	card 1
	0-420-55	A powerful and compact single 5 watt 12/72 volt LED work lamp. Low current draw, 0.3 amp at 12 volt dc. Black powder coated die cast aluminium case, supplied with stainless steel adjustable bracket and 300mm flying leads. The lamp can be linked with additional units. Protected to IP 67. l 52 x w 52 x h 72mm.	box 1
	0-668-40	Slim 12/24 volt LED roof lamp, 144 bright white LEDs, surface mounting, in white plastic, splashproof. CE approved.	card 1
	0-668-01	Mini 12/24 volt LED downlighter, 12 bright white LEDs, recessed mounting, plastic, splashproof. CE approved.	card 1
	0-680-40	LED mood/step light, 12/24 volt, 3 amber LEDs, splashproof. CE approved.	card 1
	0-680-60	LED mood/step light, 12/24 volt, 6 bright white LEDs, splashproof, CE approved.	card 1
	0-680-62	Blue LED version of above.	card 1
	0-680-65	Red LED version of above.	card 1
	0-680-70	Amber LED version of above.	card 1








**new**

Product	Part No	Description	Pack Qty
	<b>0-699-77</b>	LED cord-less rechargeable inspection lamp. With 24 LEDs and Lithium Ion battery. Fitted with swivel hook and magnet. Supplied with 230 volt 50 Hz mains charger.	<b>clam 1</b>
	<b>0-669-14</b>	LED flexible light strip, 12 volt, adhesive backed. 60 bright blue LEDs per metre, can be cut and wired every 3 LEDs (requires soldering), waterproof.	<b>bag 1m</b>
	<b>0-669-15</b>	Green LED version of above.	<b>bag 1m</b>
	<b>0-669-17</b>	Red LED version of above.	<b>bag 1m</b>
	<b>0-669-20</b>	Amber LED version of above.	<b>bag 1m</b>
	<b>0-669-26</b>	24 volt blue LED version of above, cut every 6 LEDs.	<b>bag 1m</b>
	<b>0-669-27</b>	Green LED version of above.	<b>bag 1m</b>
	<b>0-669-28</b>	Red LED version of above.	<b>bag 1m</b>
	<b>0-669-30</b>	Amber LED version of above.	<b>bag 1m</b>
	<b>0-669-52</b>	Side facing LED flexible light strip, 12 volt, adhesive backed. 60 bright white LEDs per metre, can be cut and wired every 3 LEDs (requires soldering), waterproof.	<b>bag 1m</b>
	<b>0-669-54</b>	Blue LED version of above.	<b>bag 1m</b>
	<b>0-669-55</b>	Green LED version of above.	<b>bag 1m</b>
	<b>0-669-57</b>	Red LED version of above.	<b>bag 1m</b>
	<b>0-669-60</b>	Amber LED version of above.	<b>bag 1m</b>
	<b>0-669-74</b>	24 volt white LED version of above, cut every 6 LEDs.	<b>bag 1m</b>
	<b>0-669-76</b>	Blue LED version of above.	<b>bag 1m</b>
	<b>0-669-77</b>	Green LED version of above.	<b>bag 1m</b>
	<b>0-669-78</b>	Red LED version of above.	<b>bag 1m</b>
<b>0-669-80</b>	Amber LED version of above..	<b>bag 1m</b>	
 	<b>0-485-92</b>	Push on/push off, single pole miniature switch, with plastic button and 2.0mm solder tags. 7mm panel hole. 0.5 amp at 30 volt dc rating.	<b>bag 1</b>
 	<b>0-485-04</b>	Momentary on, push button, single pole miniature switch, with plastic button and 2.0mm solder tags. 7mm panel hole. 0.5 amp at 30 volt dc rating.	<b>bag 1</b>
 	<b>0-485-05</b>	Momentary on, single pole, push button switch, 12 volt red LED illumination. Screw terminals. 22mm panel hole. 20 amp at 12 volts dc rating.	<b>bag 1</b>
	<b>0-376-03</b>	Splashproof blade fuseholder, complete with terminals for 0.5 - 1.5mm cable, silicon cable seals and bulkhead mounting plate. Suitable for up to 30 amp blade fuses with a maximum continuous current 21 amps. Can be clipped together to make multiple fuse block.	<b>bag 1</b>


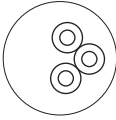














Product	Part No	Description	Pack Qty
	<b>0-705-11</b>	T10 wedge double bulb holder, plastic with 100mm lead, twist fit.	<b>bag 1</b>
	<b>0-705-12</b>	T10 wedge single bulb holder with 100mm lead, push fit 12.5mm hole.	<b>bag 1</b>
	<b>0-705-01</b>	Ba9s bulb holder, metal, 130mm flying lead.	<b>bag 1</b>
	<b>0-705-02</b>	BA15s bulb holder, metal, 130mm flying lead.	<b>bag 1</b>
	<b>0-705-03</b>	BAY15d bulb holder, metal, 130mm flying leads.	<b>bag 1</b>
	<b>0-705-21</b>	H1 bulb holder, ceramic with 100mm lead.	<b>bag 1</b>
	<b>0-705-22</b>	H4 bulb holder, ceramic with 100mm lead.	<b>bag 1</b>
	<b>0-705-23</b>	H7 bulb holder, ceramic with 100mm lead.	<b>bag 1</b>
 	<b>0-705-24</b>	H8 bulb holder, ceramic with 100mm lead.	<b>bag 1</b>
 	<b>0-705-25</b>	H10 and HB3 bulb holder, ceramic with 100mm lead.	<b>bag 1</b>
 	<b>0-705-26</b>	HB4 bulb holder, ceramic with 100mm lead.	<b>bag 1</b>
 	<b>0-705-27</b>	HB1 bulb holder, ceramic with 100mm lead.	<b>bag 1</b>


**new**

Product	Part No	Description	Pack Qty
	<b>0-594-05</b>	12 volt vane type single outlet pump. Push fit into bottle. Land Rover, Rover applications.  <b>N.B. Must not be run dry.</b>	<b>card 1</b>
	<b>0-594-06</b>	12 volt vane type single outlet pump. Push fit into bottle. Renault applications.  <b>N.B. Must not be run dry.</b>	<b>card 1</b>
	<b>0-594-07</b>	12 volt vane type single outlet pump. Push fit into bottle. Ford, Saab, Seat, Vauxhall, Volkswagen applications.  <b>N.B. Must not be run dry.</b>	<b>card 1</b>
	<b>0-594-08</b>	12 volt vane type single outlet pump. Push fit into bottle. Renault applications.  <b>N.B. Must not be run dry.</b>	<b>card 1</b>
	<b>0-594-09</b>	12 volt vane type twin outlet pump. Push fit into bottle. Renault applications.  <b>N.B. Must not be run dry.</b>	<b>card 1</b>
	<b>0-594-10</b>	12 volt vane type single outlet pump with metal fixing bracket. Skoda and universal applications.  <b>N.B. Must not be run dry.</b>	<b>card 1</b>
	<b>0-594-11</b>	12 volt vane type single outlet pump. Push fit into bottle. Peugeot, Renault applications.  <b>N.B. Must not be run dry.</b>	<b>card 1</b>
	<b>0-594-12</b>	12 volt vane type twin outlet pump. Push fit into bottle. Citroen, Fiat, Lancia, Nissan, Peugeot, Renault applications.  <b>N.B. Must not be run dry.</b>	<b>card 1</b>


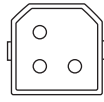

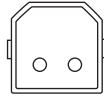











Product	Part No	Description	Pack Qty
	<b>0-594-13</b>	12 volt vane type single outlet pump. Push fit into bottle. Renault applications.  <b>N.B. Must not be run dry.</b>	<b>card 1</b>
	<b>0-594-14</b>	12 volt vane type single outlet pump. Push fit into bottle. Peugeot, Renault applications.  <b>N.B. Must not be run dry.</b>	<b>card 1</b>
	<b>0-594-16</b>	12 volt vane type twin outlet pump. Push fit into bottle. Alfa, Fiat, Lancia, Saab, Vauxhall, Volkswagen applications.  <b>N.B. Must not be run dry.</b>	<b>card 1</b>
	<b>0-594-17</b>	12 volt vane type single outlet pump. Push fit into bottle. Volvo applications.  <b>N.B. Must not be run dry.</b>	<b>card 1</b>
	<b>0-594-18</b>	12 volt vane type twin outlet pump. Push fit into bottle. Seat, Vauxhall, Volkswagen applications.  <b>N.B. Must not be run dry.</b>	<b>card 1</b>
	<b>0-594-19</b>	12 volt vane type twin outlet pump. Push fit into bottle. Ford, Peugeot applications.  <b>N.B. Must not be run dry.</b>	<b>card 1</b>
	<b>0-594-20</b>	12 volt vane type twin outlet pump. Push fit into bottle. Ford, Volvo applications.  <b>N.B. Must not be run dry.</b>	<b>card 1</b>
	<b>0-594-21</b>	12 volt vane type twin outlet pump. Push fit into bottle. Renault applications.  <b>N.B. Must not be run dry.</b>	<b>card 1</b>

**new**

Product	Part No	Description	Pack Qty
 	<b>0-594-22</b>	12 volt vane type single outlet pump. Push fit into bottle. BMW, Mercedes applications.  <b>N.B. Must not be run dry.</b>	<b>card 1</b>
 	<b>0-594-23</b>	12 volt vane type single outlet pump. Push fit into bottle. Audi, Fiat, Vauxhall, Volkswagen applications.  <b>N.B. Must not be run dry.</b>	<b>card 1</b>
 	<b>0-594-24</b>	12 volt vane type twin outlet pump. Push fit into bottle. Audi applications.  <b>N.B. Must not be run dry.</b>	<b>card 1</b>
 	<b>0-594-25</b>	12 volt vane type single outlet pump. Push fit into bottle. Bedford, Ford, Isuzu, Nissan, Rover, Yugo applications.  <b>N.B. Must not be run dry.</b>	<b>card 1</b>
 	<b>0-594-26</b>	12 volt vane type twin outlet pump. Push fit into bottle. Honda, Rover, Subaru, Toyota applications.  <b>N.B. Must not be run dry.</b>	<b>card 1</b>
 	<b>0-594-28</b>	12 volt vane type single outlet pump. Push fit into bottle. Citroen, Ford, Peugeot, Renault, Volvo applications.  <b>N.B. Must not be run dry.</b>	<b>card 1</b>
 	<b>0-594-29</b>	12 volt vane type twin outlet pump. Push fit into bottle. Citroen, Daewoo, Fiat, Ford, Lancia, Peugeot, Toyota applications.  <b>N.B. Must not be run dry.</b>	<b>card 1</b>
 	<b>0-594-30</b>	12 volt vane type twin outlet pump. Push fit into bottle. Audi, BMW, Seat, Volkswagen applications.  <b>N.B. Must not be run dry.</b>	<b>card 1</b>

Product	Part No	Description	Pack Qty
	 <b>0-594-31</b>	12 volt vane type single outlet pump. Push fit into bottle. Citroen, Ford, Seat, Vauxhall, Volkswagen, Volvo applications.  <b>N.B. Must not be run dry.</b>	<b>card 1</b>
	<b>0-594-32</b>	12 volt vane type single outlet pump. Push fit into bottle. Mercedes, Saab, Volvo applications.	<b>card 1</b>
	<b>0-594-44</b>	24 volt version of the above. Scania, Volvo applications.  <b>N.B. Must not be run dry.</b>	<b>card 1</b>
	 <b>0-594-33</b>	12 volt vane type single outlet pump with metal fixing bracket. Audi, BMW, Mercedes, Porsche, Volkswagen and universal applications.	<b>card 1</b>
	<b>0-594-45</b>	24 volt version of the above. MAN, Mercedes, Scania, Volvo and universal applications.  <b>N.B. Must not be run dry.</b>	<b>card 1</b>
	 <b>0-594-34</b>	12 volt vane type single outlet pump with metal fixing bracket. Fits Mercedes, Scania, Volvo applications.	<b>card 1</b>
	<b>0-594-46</b>	24 volt version of the above. Scania, Volvo applications.  <b>N.B. Must not be run dry.</b>	<b>card 1</b>
	 <b>0-594-35</b>	12 volt vane type single outlet pump with metal fixing bracket. Fits MAN, Mercedes, Saab, Scania, Volvo applications.	<b>card 1</b>
	<b>0-594-47</b>	24 volt version of the above. MAN, Mercedes, Scania, Volvo applications.  <b>N.B. Must not be run dry.</b>	<b>card 1</b>
	 <b>0-594-36</b>	12 volt vane type single outlet pump. Push fit into bottle. Audi, Ford, Jaguar, Rover, Renault, Vauxhall, Volvo, Volkswagen, applications.  <b>N.B. Must not be run dry.</b>	<b>card 1</b>
	 <b>0-594-64</b>	24 volt vane type single outlet pump. Push fit into bottle. ERF, Foden, Leyland, Seddon applications.  <b>N.B. Must not be run dry.</b>	<b>card 1</b>
	 <b>0-594-65</b>	24 volt vane type single outlet pump. Push fit into bottle. Austin applications.  <b>N.B. Must not be run dry.</b>	<b>card 1</b>

**new**

Product	Part No	Description	Pack Qty
 	<b>0-594-66</b>	24 volt vane type twin outlet pump. Push fit into bottle. DAF, MAN, Scania, Volvo applications.  <b>N.B. Must not be run dry.</b>	<b>card 1</b>
 	<b>0-594-67</b>	24 volt vane type single outlet pump. Push fit into bottle. DAF, MAN, Scania, Volvo applications.  <b>N.B. Must not be run dry.</b>	<b>card 1</b>
 	<b>0-594-68</b>	24 volt vane type dual outlet pump. Push fit into bottle. DAF, MAN, Scania applications.  <b>N.B. Must not be run dry.</b>	<b>card 1</b>
 	<b>0-594-69</b>	24 volt vane type single outlet pump with plastic fixing bracket. Scania, Volvo and universal applications.  <b>N.B. Must not be run dry.</b>	<b>card 1</b>
 	<b>0-594-70</b>	24 volt vane type single outlet pump with plastic fixing bracket. Scania, Volvo and universal applications.  <b>N.B. Must not be run dry.</b>	<b>card 1</b>
 	<b>0-594-71</b>	24 volt vane type single outlet pump with plastic fixing bracket. Scania, Volvo and universal applications.  <b>N.B. Must not be run dry.</b>	<b>card 1</b>
 	<b>0-594-72</b>	24 volt vane type single outlet pump. Push fit into bottle. Scania, Volvo applications.  <b>N.B. Must not be run dry.</b>	<b>card 1</b>
	<b>0-594-02</b>	3.0 litre PVC windscreen washer bottle. Supplied with twin 12 volt pumps. I 104 x w 200 x h 195mm	<b>bag 1</b>
	<b>0-594-03</b>	As above but with twin 24 volt pumps.  Replacement pump 0-594-62 12v and 0-594-74 24v.	<b>bag 1</b>